

Scaled data based on original data using
LM-79-08 Approved Method: Electrical and Photometric Measurements of Solid-
State Lighting Products

Test Report Prepared for
Cooper Lighting Solutions
(formerly Eaton)

Brand: McGRAW-EDISON

Report Number: P200421

Luminaire Tested: **GPC-AF-01-LED-E1-RW-7060-800**

Issue Date: 3/3/2020

Test Information

Test Method: LM-79-08
Report Number: P200421
TEST IS SCALED FROM IESNA LM-79-08 TEST DATA (P24166)
Test Lab: INNOVATION CENTER P2
Issue Date: 3/3/2020
Manufacturer: COOPER LIGHTING SOLUTIONS (FORMERLY EATON)
Product Line: MCGRAW-EDISON
Catalog Number: GPC-AF-01-LED-E1-RW-7060-800
Description: GALLEON PEDESTRIAN LUMINAIRE
(1) 70 CRI, 5700K, 800mA LIGHTSQUARE WITH 16 LEDS EACH AND RECTANGULAR WIDE OPTICS
Light Source: -
Ballast/Driver: ELECTRONIC DRIVER

Summary

Lumens per Lamp: N/A
Luminaire Lumens: 5250 lumens
Efficiency: N/A
Efficacy: 119.3 lumens/watt
Luminous Opening: Rectangular (W 0.5' x L: 0.5' x H: 0')
IES Classification: Type II - Medium - Full Cutoff
BUG Rating: B2 - U0 - G2

Input Watts (W): 44
Input Voltage (V): NR
Input Current (A_{in}): NR
Voltage Rise (V): NR
Power Factor: NR
Total Harmonic Distortion (THDi): NR
Frequency (hertz): 60
Stabilization Time: NR
Operation Time: NR
Ambient Temperature (°C): NR
Test Distance: 25 FT

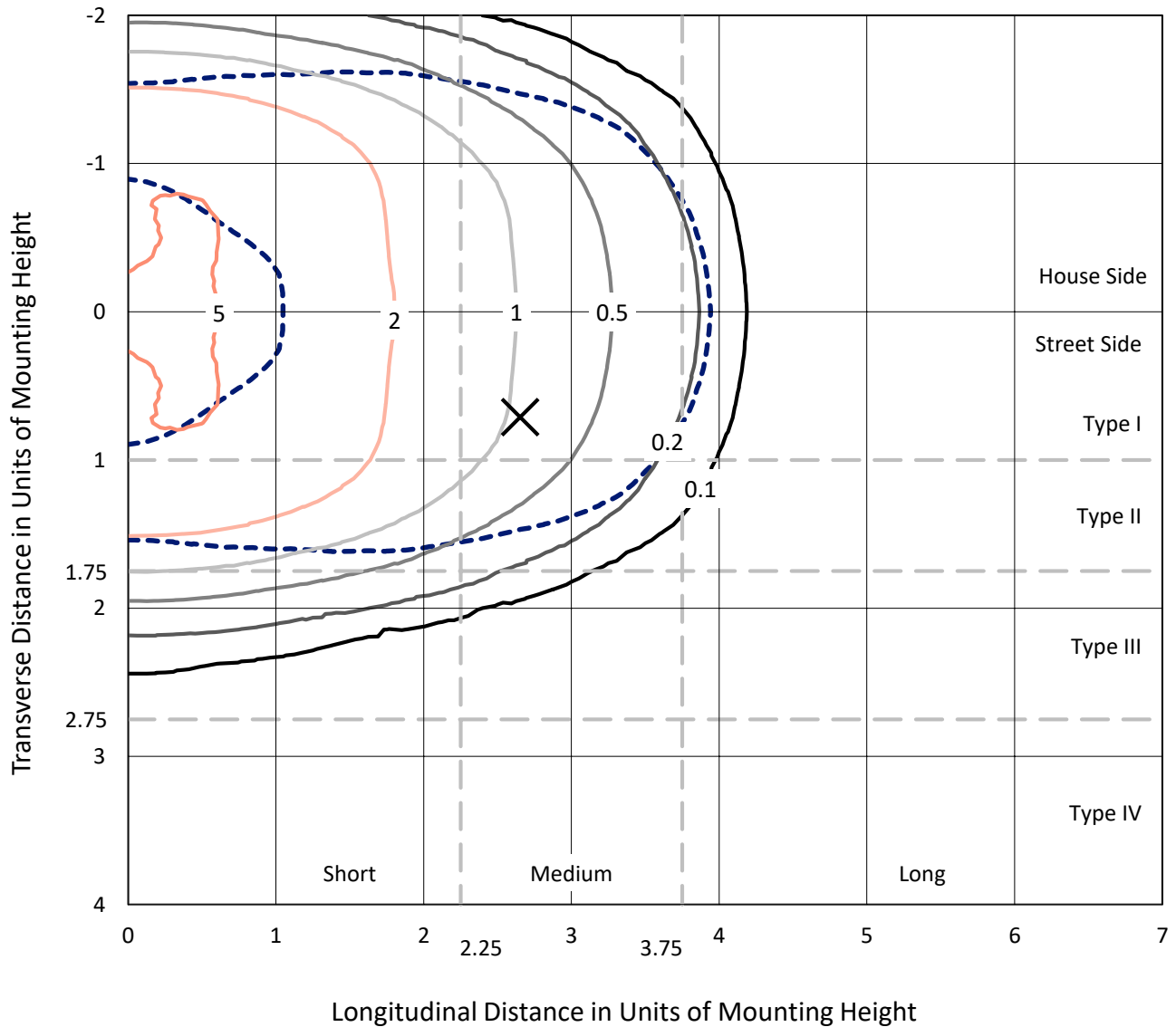


REPORT NUMBER: P200421

CATALOG NUMBER: GPC-AF-01-LED-E1-RW-7060-800

Iso-Footcandle Lines of Horizontal Illumination

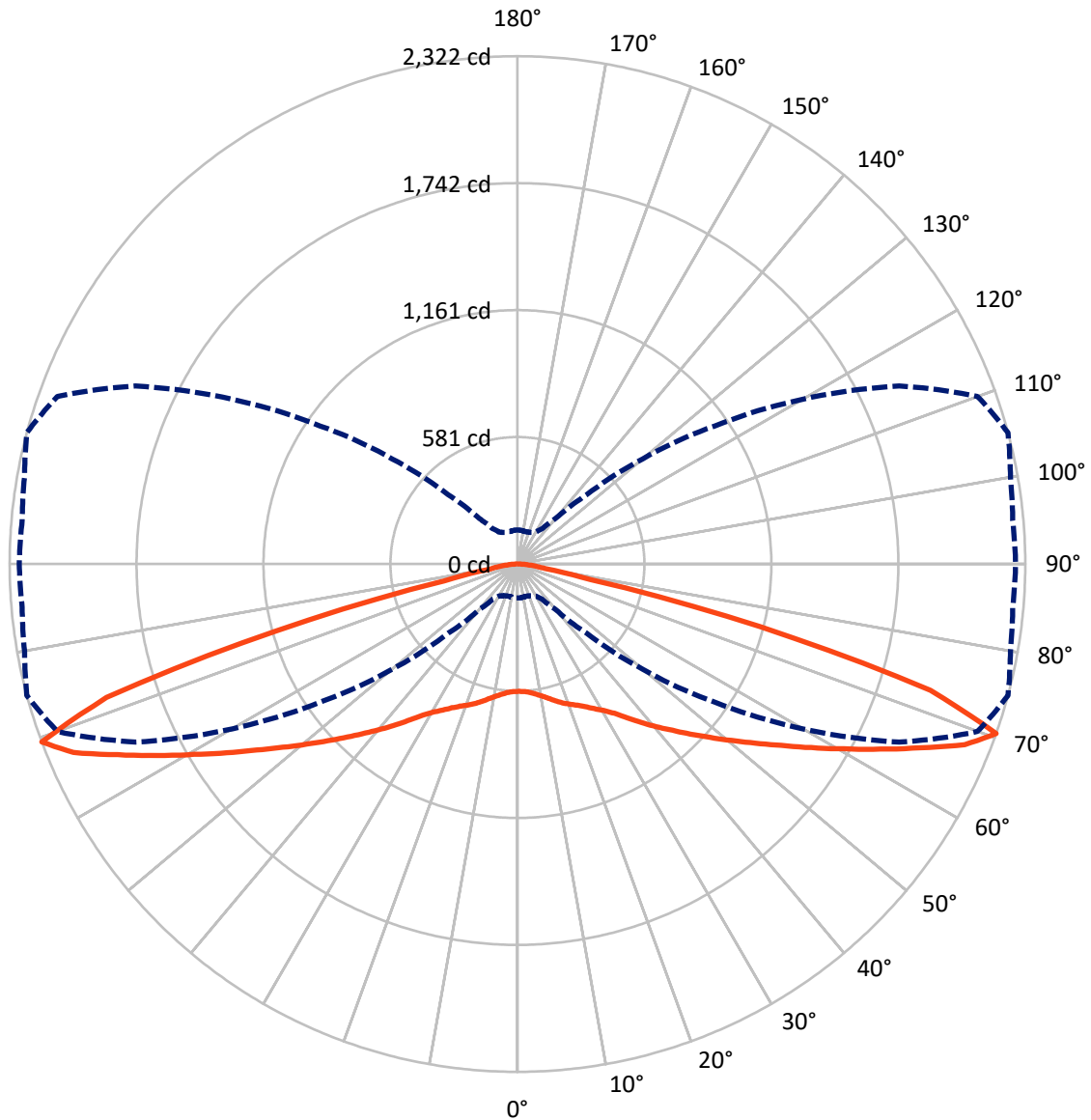
× Max cd
 - - - 1/2 Max cd



Based on 10 foot mounting height. Maximum calculated value = 5.9 fc
 Type II - Medium - Full Cutoff

REPORT NUMBER: P200421
CATALOG NUMBER: GPC-AF-01-LED-E1-RW-7060-800

Luminous Intensity Polar Plot



— Vertical Plane Through 75-Deg Lateral - - - Horizontal Cone Through 70-Deg Vertical

REPORT NUMBER: P200421

CATALOG NUMBER: GPC-AF-01-LED-E1-RW-7060-800

FLUX DISTRIBUTION:

		Downward	Upward	Total
House Side	Lumens	2625.0	0.0	2625.0
	% Fixture	50.0	0.0	50.0
Street Side	Lumens	2625.0	0.0	2625.0
	% Fixture	50.0	0.0	50.0
Total	Lumens	5250.0	0.0	5250.0
	% Fixture	100.0	0.0	100.0

Coefficient of Utilization

ZONAL LUMENS:

Zone	Lumens	% Fixture
0°-10°	55.9	1.1
10°-20°	173.5	3.3
20°-30°	326.6	6.2
30°-40°	578.4	11.0
40°-50°	967.3	18.4
50°-60°	1347.9	25.7
60°-70°	1249.9	23.8
70°-80°	498.1	9.5
80°-90°	52.4	1.0
90°-100°	0.0	0.0
100°-110°	0.0	0.0
110°-120°	0.0	0.0
120°-130°	0.0	0.0
130°-140°	0.0	0.0
140°-150°	0.0	0.0
150°-160°	0.0	0.0
160°-170°	0.0	0.0
170°-180°	0.0	0.0
0°-90°	5250.0	100.0
0°-180°	5250.0	100.0



REPORT NUMBER: P200421

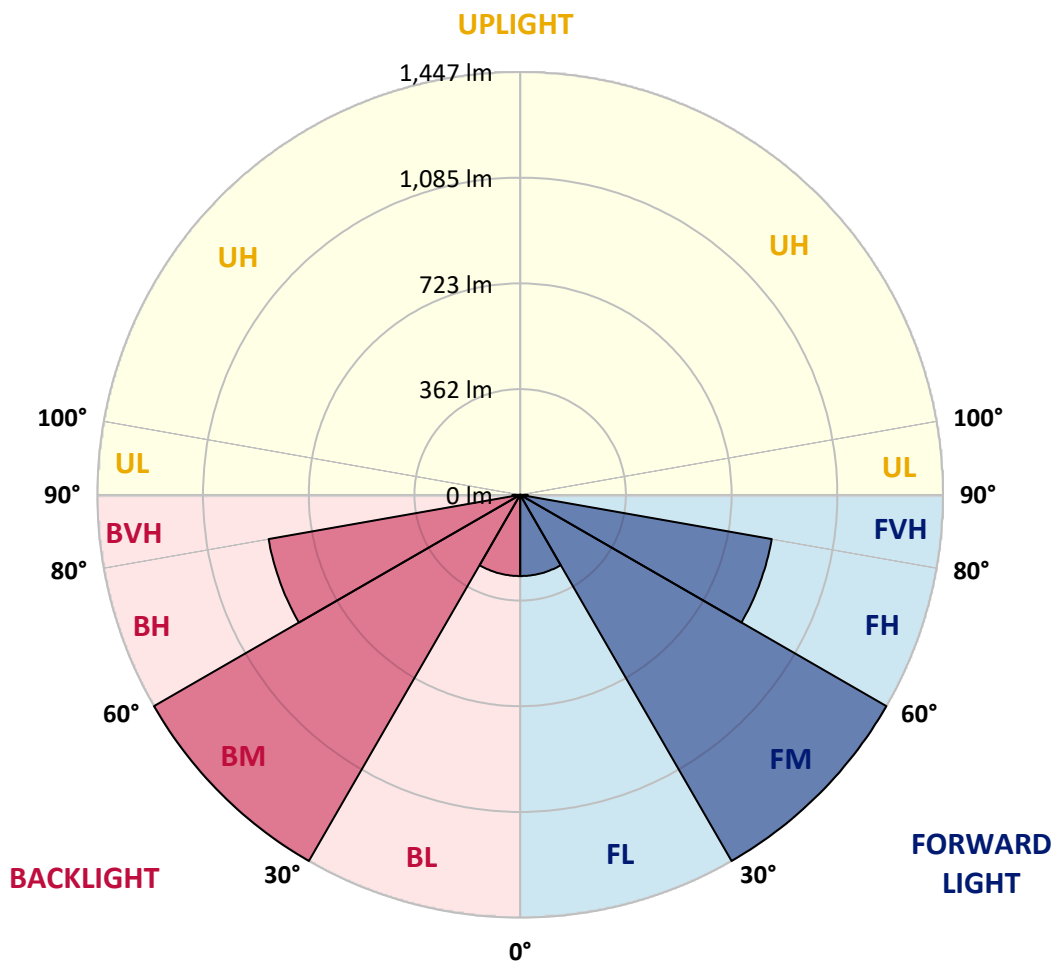
CATALOG NUMBER: GPC-AF-01-LED-E1-RW-7060-800

LUMINAIRE CLASSIFICATION SYSTEM LUMEN TABLE AND BUG RATING:

Zone		Lumens	% Fixture	Zone Rating/Lumen Limit		
				B	U	G
FL	(0°-30°)	278.0	5.3			
FM	(30°-60°)	1446.8	27.6			
FH	(60°-80°)	874.0	16.6			G1/1800
FVH	(80°-90°)	26.2	0.5			G1/100
BL	(0°-30°)	278.0	5.3	B1/500		
BM	(30°-60°)	1446.8	27.6	B2/2500		
BH	(60°-80°)	874.0	16.6	B2/1000		G2/1000
BVH	(80°-90°)	26.2	0.5			G1/100
UL	(90°-100°)	0.0	0.0		U0/0	
UH	(100°-180°)	0.0	0.0		U0/0	

BUG Rating: B2-U0-G2

Type II Medium





REPORT NUMBER: P200421

CATALOG NUMBER: GPC-AF-01-LED-E1-RW-7060-800

CANDELA DISTRIBUTION (FULL):

	0°	5°	10°	15°	20°	25°	30°	35°	40°	45°	50°
0°	582.3	582.3	582.3	582.3	582.3	582.3	582.3	582.3	582.3	582.3	582.3
2.5°	581.4	580.9	581.4	581.1	581.6	581.6	582.1	583.1	583.1	583.8	583.6
5°	575.6	575.4	576.1	576.9	577.6	579.1	580.6	582.8	584.6	585.8	587.1
7.5°	564.5	564.5	565.5	567.2	568.9	572.2	575.6	580.1	584.6	588.3	591.5
10°	555.3	555.8	557.0	560.0	563.0	568.0	572.7	579.1	585.3	591.5	596.5
12.5°	549.8	550.6	552.8	557.3	562.2	568.9	576.1	584.3	591.3	598.7	603.7
15°	551.6	552.1	555.3	560.8	567.2	575.6	585.3	595.0	603.2	611.1	617.8
17.5°	561.3	562.0	565.7	571.9	578.6	588.6	599.0	609.9	620.1	629.0	637.2
20°	578.6	579.4	584.1	590.8	598.7	608.9	619.3	630.7	642.1	651.6	660.8
22.5°	603.2	604.4	608.9	615.6	624.5	635.4	647.9	660.0	670.9	679.6	687.8
25°	635.4	638.2	642.4	649.8	659.3	669.2	682.6	695.0	705.4	713.6	719.6
27.5°	681.1	684.8	688.0	695.2	704.4	713.9	727.3	738.2	748.1	756.0	760.5
30°	741.6	745.4	748.6	755.5	764.0	772.9	785.6	795.2	801.4	807.6	807.4
32.5°	815.1	819.1	820.3	827.7	836.4	846.1	857.5	863.0	867.9	868.7	864.2
35°	897.2	899.2	904.2	914.1	924.0	932.0	942.9	945.6	945.6	941.9	932.0
37.5°	987.3	988.5	995.5	1006.6	1016.8	1025.0	1032.4	1037.9	1035.2	1027.2	1010.6
40°	1086.0	1088.3	1098.2	1108.1	1119.5	1127.2	1135.2	1136.2	1133.4	1121.8	1099.2
42.5°	1180.3	1182.3	1192.2	1207.9	1222.8	1233.4	1240.9	1242.4	1233.7	1223.0	1195.0
45°	1261.5	1266.7	1279.6	1297.9	1319.5	1334.7	1344.8	1349.1	1341.4	1327.5	1295.0
47.5°	1325.7	1330.9	1349.3	1371.1	1397.9	1422.5	1439.4	1448.3	1446.3	1435.9	1400.4
50°	1372.9	1377.8	1397.7	1424.5	1455.7	1486.3	1515.0	1536.4	1543.8	1539.1	1506.6
52.5°	1378.3	1386.5	1409.8	1445.8	1486.5	1528.2	1569.1	1605.4	1629.9	1633.6	1609.6
55°	1302.2	1310.3	1342.6	1395.9	1456.5	1524.5	1590.0	1651.0	1699.4	1724.2	1711.6
57.5°	1122.5	1137.2	1171.1	1233.7	1322.7	1424.5	1528.9	1637.4	1735.9	1801.6	1814.3
60°	860.2	877.6	911.9	978.4	1077.6	1198.9	1338.4	1498.7	1672.6	1820.5	1908.8
62.5°	551.8	568.2	604.2	662.0	742.9	874.4	1024.0	1214.3	1448.1	1681.5	1891.9
65°	283.6	292.5	311.4	346.4	409.4	507.7	641.9	831.7	1098.9	1387.0	1691.2
67.5°	179.6	181.4	185.6	190.6	206.7	240.7	303.2	421.6	641.4	941.9	1297.9
70°	155.3	155.3	153.3	152.6	154.6	159.3	169.0	196.5	270.7	447.1	748.6
72.5°	142.2	140.7	137.2	134.5	134.0	134.0	136.0	140.2	152.1	182.1	293.0
75°	131.0	126.8	122.1	118.9	117.6	116.4	116.1	116.9	119.3	124.1	139.9
77.5°	117.4	111.9	106.4	103.2	101.7	100.0	98.5	96.8	95.5	97.0	104.0
80°	101.0	94.8	90.6	88.6	87.1	84.6	81.4	78.4	75.7	75.2	79.4
82.5°	81.4	74.2	74.4	75.2	72.5	69.0	65.5	62.3	57.6	55.1	57.6
85°	65.8	62.0	60.3	65.0	61.0	55.8	50.4	44.7	37.2	31.3	34.0
87.5°	25.6	25.6	38.2	58.8	52.9	43.2	37.0	31.5	19.6	15.1	15.4
90°	0.0	0.0	0.0	0.0	0.0	0.0	0.0	0.0	0.0	0.0	0.0



REPORT NUMBER: P200421

CATALOG NUMBER: GPC-AF-01-LED-E1-RW-7060-800

CANDELA DISTRIBUTION (continued):

	55°	60°	65°	70°	75°	80°	85°	90°
0°	582.3	582.3	582.3	582.3	582.3	582.3	582.3	582.3
2.5°	583.3	583.8	583.6	583.3	583.3	583.1	583.3	583.3
5°	587.8	589.0	589.0	589.5	589.5	589.8	590.0	589.8
7.5°	594.5	596.7	598.2	600.0	600.2	600.5	601.0	600.5
10°	601.2	605.7	608.9	612.1	613.6	614.1	614.6	614.6
12.5°	609.6	615.8	621.6	627.3	630.0	631.5	631.5	632.5
15°	623.5	629.7	636.4	644.1	648.8	651.3	652.1	652.1
17.5°	643.1	648.6	654.3	661.7	667.7	670.9	671.7	671.4
20°	666.0	671.2	674.4	679.1	684.3	688.0	689.0	689.0
22.5°	692.0	695.0	695.5	697.0	701.2	706.2	708.4	708.9
25°	720.8	721.5	719.6	719.6	722.3	727.0	729.2	729.5
27.5°	758.0	754.3	749.3	747.6	749.3	754.8	757.5	758.5
30°	804.4	795.5	784.1	777.9	776.9	784.1	789.0	789.8
32.5°	857.5	844.6	829.5	816.8	813.6	818.1	824.0	823.8
35°	920.5	905.2	886.8	870.7	863.2	867.7	876.1	877.1
37.5°	993.2	973.1	952.1	931.7	920.0	921.3	930.2	933.2
40°	1074.4	1048.3	1021.8	994.5	977.9	974.6	985.5	987.3
42.5°	1161.2	1127.7	1094.2	1060.5	1039.1	1034.2	1046.8	1046.1
45°	1253.8	1211.1	1171.9	1134.7	1109.4	1101.9	1112.3	1112.3
47.5°	1353.3	1300.7	1254.0	1211.8	1184.3	1173.6	1183.6	1184.3
50°	1458.7	1402.9	1348.1	1301.2	1268.2	1254.5	1267.4	1269.4
52.5°	1563.7	1509.3	1454.0	1400.4	1360.5	1343.8	1358.7	1365.2
55°	1670.1	1616.8	1563.9	1511.6	1464.2	1444.6	1460.5	1468.6
57.5°	1782.5	1733.1	1682.8	1629.9	1584.3	1553.8	1570.6	1581.5
60°	1914.3	1872.1	1819.7	1761.4	1715.3	1684.3	1693.9	1703.6
62.5°	2018.5	2034.9	1990.5	1923.0	1863.7	1824.0	1833.4	1843.6
65°	1968.1	2136.1	2175.6	2107.3	2025.2	1963.4	1959.4	1964.6
67.5°	1645.1	1971.3	2209.3	2274.3	2205.6	2119.7	2103.8	2111.5
70°	1100.4	1506.9	1926.7	2239.3	2322.4	2289.2	2273.6	2278.3
72.5°	528.5	877.6	1307.1	1722.7	1975.8	2091.9	2129.2	2147.3
75°	193.3	348.4	630.0	949.3	1146.1	1326.7	1444.6	1492.7
77.5°	116.6	140.7	201.2	303.0	343.2	384.1	368.2	376.2
80°	86.3	97.5	110.4	124.1	128.5	128.5	123.6	119.6
82.5°	60.5	67.7	73.9	81.4	83.4	79.6	65.5	52.1
85°	39.0	42.2	44.9	49.6	48.4	46.2	31.0	27.5
87.5°	17.9	20.3	21.3	23.6	22.6	21.6	15.4	12.9
90°	0.0	0.0	0.0	0.0	0.0	0.0	0.0	0.0

(END OF REPORT)